

Rating Scale for Procedural Texts

You can use this rating scale to assess each student’s understanding of and ability to write procedural texts throughout the year (including pre-assessment). You can use different coloured pens to show the student’s progress.




Name: _____ Date: _____ Title: _____

SKILLS AND FEATURES	RATING AND COMMENTS 1. Not evident 2. With prompts 3. On own 4. On own consistently
Purpose	
Includes goal or aim (in the title or a brief explanation)	
Text Organization	
Includes a list of required materials and tools	
Has a logical sequence of steps	
Has an evaluation	
Language Features	
Includes descriptions of materials and tools (i.e., size, colour, amount, shape, etc.)	
Uses present tense	
Uses action words (e.g., <i>open, cut, serve</i>)	
Uses linking words (e.g., <i>then, next</i>)	
Text Features	
Includes pictures that support the writing	
Uses headings, labels, and/or captions	

Self-Assessment: Recipe

Name: _____ Date: _____ Form: _____

Has my writing improved?



Things I learned about writing a recipe:

Things I did well when writing my recipe:

Things I want to get better at:

Procedural Text Organizer

Name: _____ Date: _____ Form: _____

Purpose

What You Need to Do

Things You Need